



# How to make a ice-cream-Sunday




By  
Chloe

## Introduction




Do you like icecream  
then read my book.


# Things You Need...




icecream




Cup.




2  
Shroberries



wipcream.




berry




boll

Step 1




one pool the  
ice-cream in  
the bowl with  
a spoon  
3 spoonfools

## Step 2




2. Boot the  
Shrobar's In  
with the ice-  
cream with  
you'r hand on  
the side.

Step 3



Where put  
the wicker  
in with the  
other stuff.


Step 4



Four pool  
the black bary  
on the top  
with the otors  
With you'r hand.

Step

5




Eat it yum-  
yum yum.



## Final Words

6



choo-choo  
heir comes  
the choo-choo  
crane. open wide  
I hope you like  
it! yum!  
Bny good.