


Table of Contents

Chapters	Pages
Chapter 1: <u>Introduction</u>	1
Chapter 2: <u>Officte</u>	2
Chapter 3: <u>Dressing</u>	3
Chapter 4: <u>Making a broote</u>	4-5
Chapter 5: <u>dancing games</u>	6
Chapter 6: <u>Playing games</u>	7
Chapter 7: <u>10 mistakes you shoudn't make</u>	8
Chapter 8: <u>About the other</u>	9
Chapter 7: <u>gallery</u>	10-12


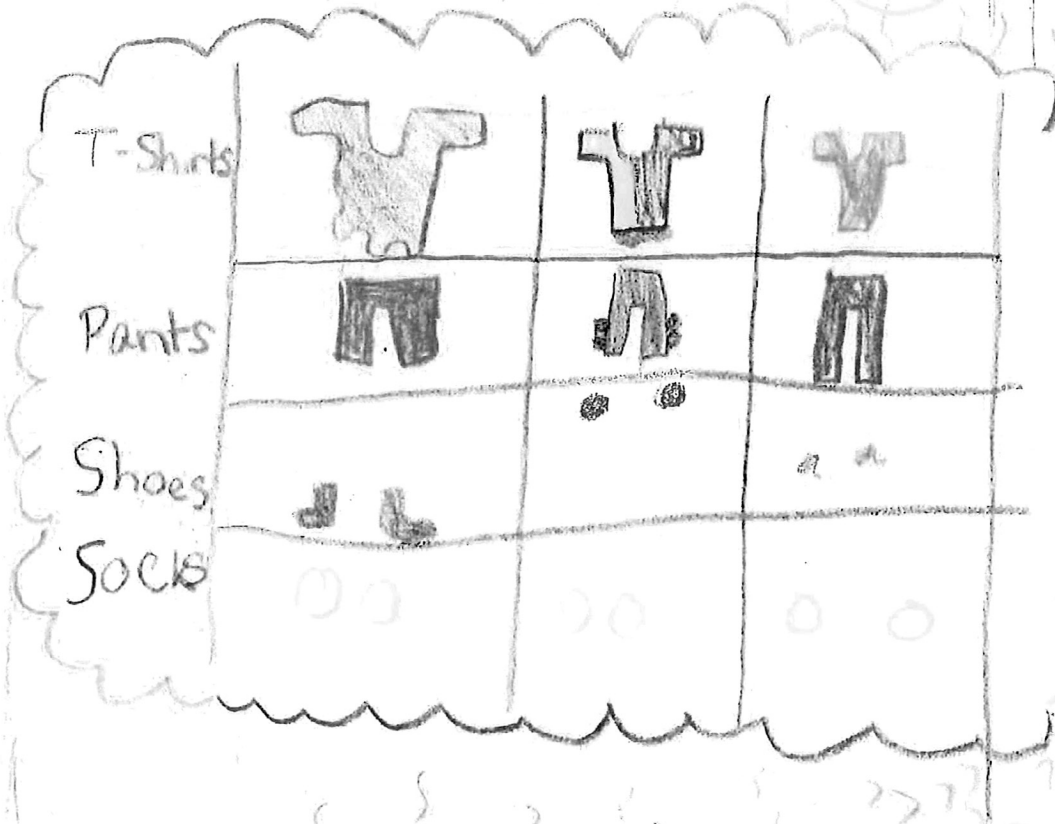


Intro

In this book you will learn
Some Good parts and bad Parts about
babysitting you will also learn how
to feed a baby a bottle and
lots more. After you finish Reading
this book you'll have a Superstar
babysitting service!

So Get Reading! ★





Offict 5

Putting together a offict is easy.

The first thing to do is to find a top and bottoms that mach.

Then you need to see if it fits.

Then put it on the baby.

Now it is time to put on the shoes and socks. and make shure that the sok's mach with the offit.

Now put every thing on and

now you have just made your own very own stile and offit.



♡Dressing♡


So now you have picked out your outfit all you need to do now is Put the outfit on.

1. Undress them

2. then Put on the shirt

3. then Put on the pants

Good now you have your outfit and if you go out always bring a backup outfit.






Making a bottle

so the first thing you need to do is find a clean bottle.

Then take out the milk pour the milk into the bottle make sure the milk does not over fill. Then put the bottle into the microwave for 30 seconds. ~~A tip:~~ Do not put the bottle into the microwave without the top parts. When the bottle comes out of the microwave put the top parts on. Then tip the bottle upside-down for 1 second and let the drip go on your fist. If it is like that you couldn't feel the milk drip the milk is just right to give to the baby. Then if the drip stings do not give it to the baby. Now when it is the right texture give it to the baby.



Remember to warm the baby while it drinks the bottle so the baby won't choke on the milk it is given.

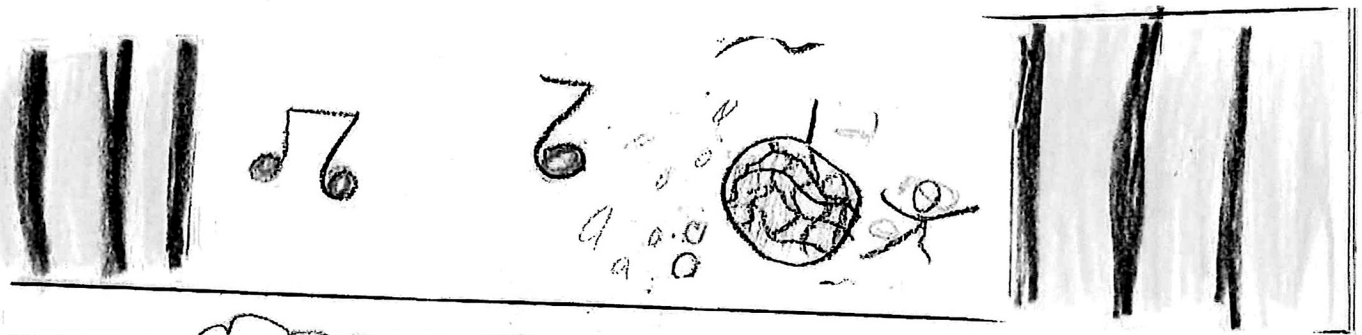




Do N Goingo Games

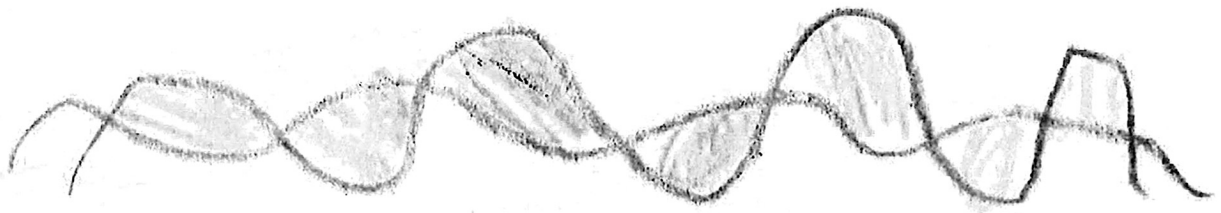
My favorite dancing game is frezz dance
this is Houyque Play.

Someone sits on the side while
the others dance. Then the person on
the side hits the Pause Button.
The dancers frezz, if a dancer moves
they are out. Then the person who
sits to the side hits Play. And
then you play it to all the
dancers are out.



Then you could play Fawlaw the leader
Floola the leader.

- 1) First Pick someone to be a leader.
- 2) The leader does a dance
move.
- 3) Then the other kids copy
the dance move. And that's how
you play.



Playing Games

Here are some games and instructions to play some are inside games and some are outside so here they are.

* Hide and go seek:

Someone goes to hide in the same room while the other person counts to ten. Then when they are done counting they start to search for the person who is hiding.

* Tag:

You pick someone to be it then the other person runs away from the person who is it. If the person who is it tags you, you are now it.


I hope you have fun with the games.





Miss teckes you. Shoudn't D

1. Never take a eye off them.
2. Never be Supper mean.
3. Never tell them that there is a monster under there bed.
4. Never Put them to bed without Reading them a bedtime story.
5. Never Put them to bed without a bottle.
6. Never be strict.
7. Never be bossy.
8. Never be mean.
9. Never describe the monster.
10. Never Scare them.

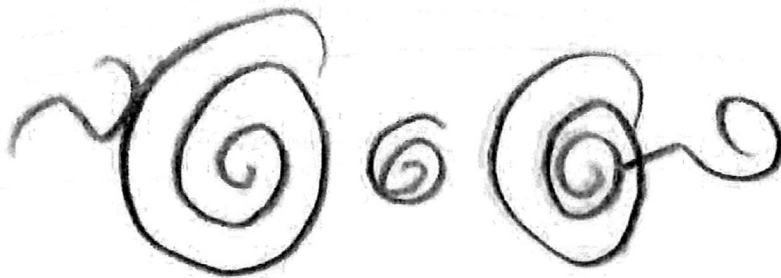


ABOUT The Author

My Name is Kayla

I go to Hewlett Elementary School
I'm in 3rd grade & my teacher is
Miss Bailk.

And I like to dance. And my favorite
Sweet is Chocolate. And my favorite
color is Purple. I love to draw.
And I play a string instrument,
the VIOLIN.



~o For all Readers ~o

a note from other:

What ever you do

Keep on Reading it will
give you lots and lots of
ideas for your writing

♡ Thank you for Reading
my book ♡

Your friend,
Kayla

Baby + Sitting =
BABYSITING



In this book you will learn
everything to know about
babysitting.